

## June 2014

### Cumming, GA - Single Family

**New Listings** **429**

↓ **-6.1%** ↑ **16.9%**  
 from May 2014: **457** from Jun 2013: **367**

YTD	2014	2013	+/-
	<b>2,289</b>	<b>2,061</b>	11.1%

5-year Jun average: **359**

**Closed Sales** **275**

↑ **1.1%** ↑ **8.7%**  
 from May 2014: **272** from Jun 2013: **253**

YTD	2014	2013	+/-
	<b>1,344</b>	<b>1,209</b>	11.2%

5-year Jun average: **226**

**New Pendings** **293**

↓ **-6.4%** ↓ **-7.9%**  
 from May 2014: **313** from Jun 2013: **318**

YTD	2014	2013	+/-
	<b>1,725</b>	<b>1,669</b>	3.4%

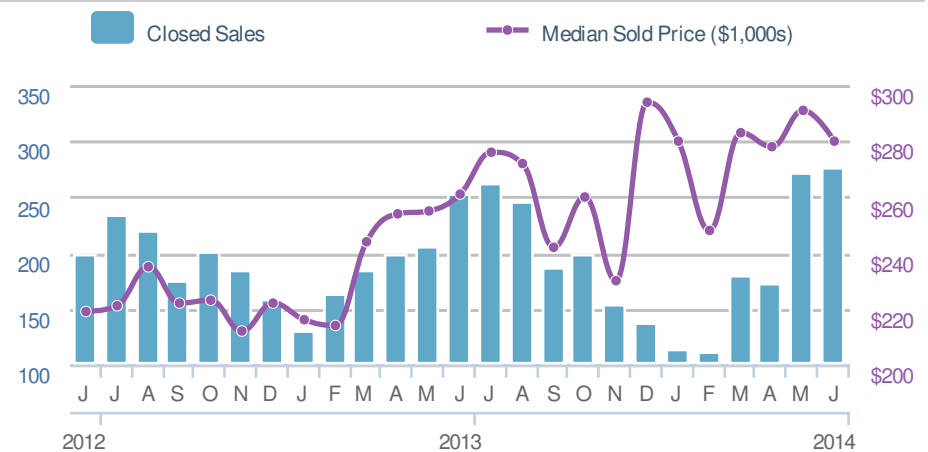
5-year Jun average: **239**

**Median Sold Price** **\$280,000**

↓ **-3.8%** ↑ **7.3%**  
 from May 2014: **\$291,000** from Jun 2013: **\$261,000**

YTD	2014	2013	+/-
	<b>\$279,000</b>	<b>\$246,150</b>	13.3%

5-year Jun average: **\$247,369**

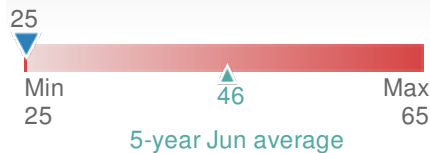


**Active Listings** **980**



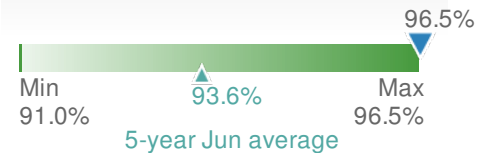
May 2014	Jun 2013
<b>985</b>	<b>783</b>

**Median Days to Contract** **25**



May 2014	Jun 2013	YTD
<b>29</b>	<b>29</b>	<b>33</b>

**Avg Sold to OLP Ratio** **96.5%**



May 2014	Jun 2013	YTD
<b>96.6%</b>	<b>95.9%</b>	<b>97.9%</b>