

July 2014

Cumming, GA - Single Family

New Listings **392**

↓ **-8.6%** ↑ **18.8%**
 from Jun 2014: **429** from Jul 2013: **330**

YTD	2014	2013	+/-
	2,682	2,392	12.1%

5-year Jul average: **337**

Closed Sales **245**

↓ **-10.9%** ↓ **-6.1%**
 from Jun 2014: **275** from Jul 2013: **261**

YTD	2014	2013	+/-
	1,631	1,507	8.2%

5-year Jul average: **214**

New Pendings **283**

↓ **-3.4%** ↑ **15.0%**
 from Jun 2014: **293** from Jul 2013: **246**

YTD	2014	2013	+/-
	2,020	1,939	4.2%

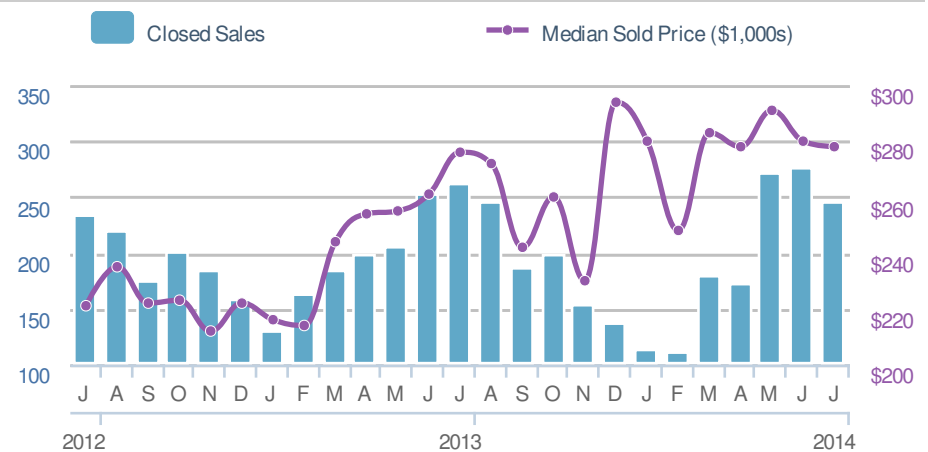
5-year Jul average: **212**

Median Sold Price **\$278,000**

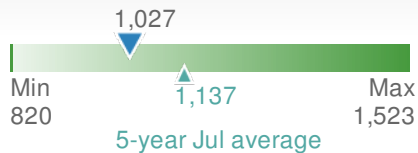
↓ **-0.7%** ↑ **0.7%**
 from Jun 2014: **\$280,000** from Jul 2013: **\$276,000**

YTD	2014	2013	+/-
	\$279,499	\$250,000	11.8%

5-year Jul average: **\$253,160**

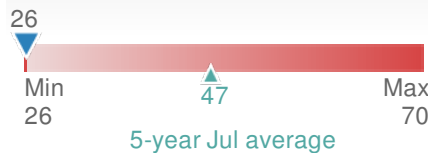


Active Listings **1,027**



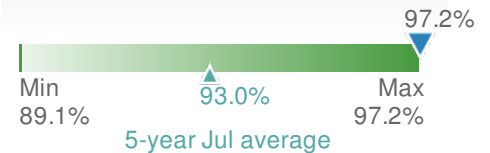
Jun 2014	Jul 2013
980	820

Median Days to Contract **26**



Jun 2014	Jul 2013	YTD
25	26	32

Avg Sold to OLP Ratio **97.2%**



Jun 2014	Jul 2013	YTD
96.5%	96.3%	97.2%