

April 2014

Cumming, GA - Single Family

New Listings 419

↓ **-6.5%** ↑ **24.3%**
 from Mar 2014: **448** from Apr 2013: **337**

YTD	2014	2013	+/-
	1,447	1,300	11.3%

5-year Apr average: **341**

Closed Sales 171

↓ **-5.0%** ↓ **-13.2%**
 from Mar 2014: **180** from Apr 2013: **197**

YTD	2014	2013	+/-
	680	679	0.1%

5-year Apr average: **166**

New Pendings 321

↑ **6.6%** ↑ **16.3%**
 from Mar 2014: **301** from Apr 2013: **276**

YTD	2014	2013	+/-
	1,087	1,019	6.7%

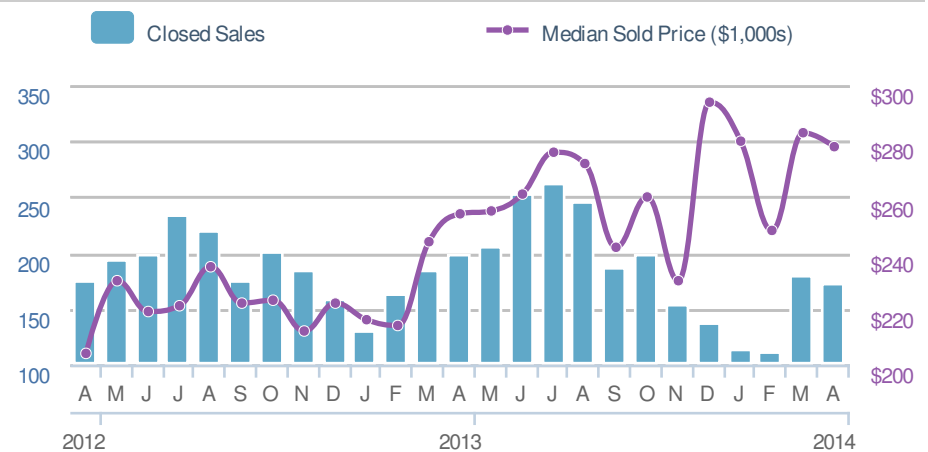
5-year Apr average: **238**

Median Sold Price \$278,000


↓ **-1.9%** ↑ **9.4%**
 from Mar 2014: **\$283,500** from Apr 2013: **\$254,052**

YTD	2014	2013	+/-
	\$270,250	\$235,000	15.0%

5-year Apr average: **\$230,690**

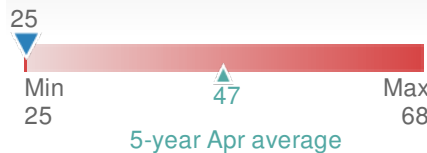


Active Listings 908



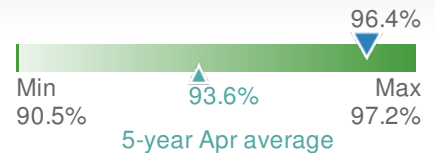
Mar 2014	Apr 2013
861	740

Median Days to Contract 25



Mar 2014	Apr 2013	YTD
36	28	38

Avg Sold to OLP Ratio 96.4%



Mar 2014	Apr 2013	YTD
101.7%	97.2%	97.6%